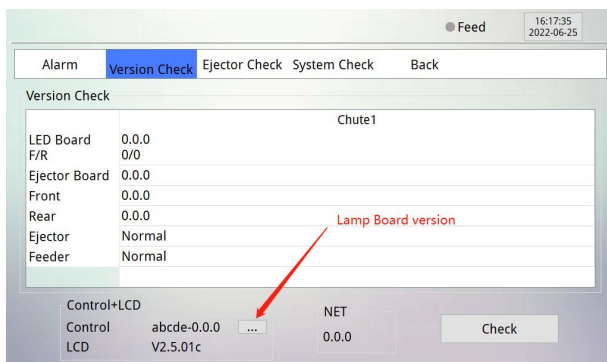


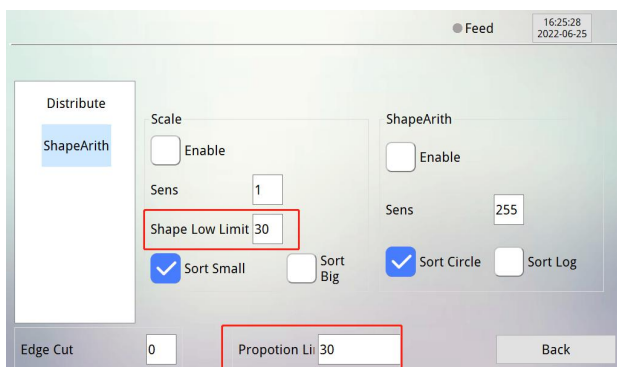
Reboot: Means reboot TS but not whole machine. Should notice that, Reboot won't automatically save parameters. Need to click "Save" button first.

Halt: Machine will automatically save whole parameters before power off.



For those MS and KX model (equip with new lamp control board), click "..." will show the Lamp board version.

System Check: For troubleshooting, system will read back the configuration information of the camera board and LED board etc.. Then compare those information with the configuration data stored in the TS. If the data is inconsistent, a red flag will appear. In this case, need to resend relevant configuration data or reboot machine.

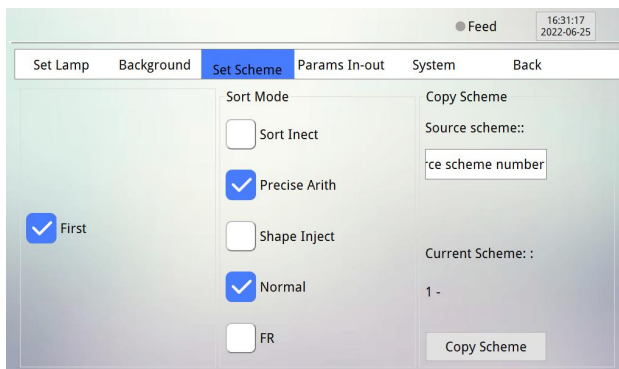


Shape Low Limit: For Scale arith use. Define the minimum material size, system will ignore materials smaller than this value.

Proportion Limit: For ShapeArith (Sort Circle or Long) use. Define the minimum material size, system will ignore materials smaller than this value.



Shape first (Eject delay) : We separate Color sort and Shape sort Eject Delay time for better performance. When use shape arith, this value should be set according to material and machine model.

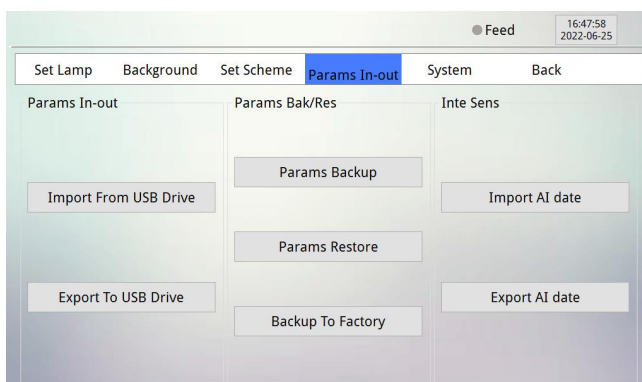


Sort Inect: For color sort arith use. Usually we disable this function. If this option is enabled, machine will reject any speckled or non-compliant material.

Precise Arith: Enable this. Ejector will work more time than usually (try to blow out all the bad material).

Shape Inject: For shape sort arith use. This option is recommended to enable when use shape arith.

Copy Scheme: For shape sort arith use. Machine will copy the source program scheme to current program scheme. Notice, All current program scheme value will set as source scheme. Such as Feeder value, Arith status (include tricolor arith date), Lamp set. Camera date and machine model information date will not change.



Export USB Driver : Create "params" folder in USB-Disk. Then Insert USB-Disk to TS, click this

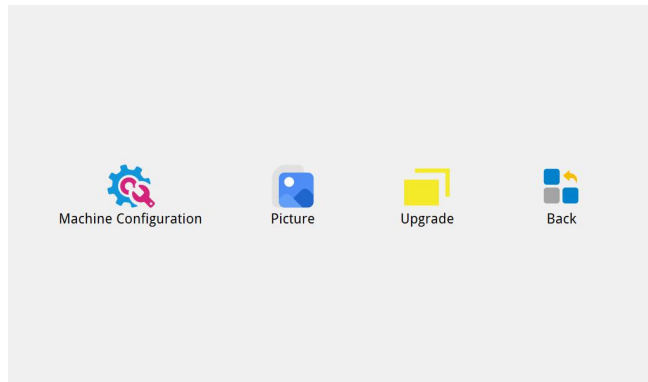
button,TS will copy all parameter to USB-Disk.Parameter data backed up each time will be stored in different subdirectories, and the subdirectories are named in the form of date+time.

Import From USB Driver : Restore parameter&picture&Language file from USB-Disk.

Params Backup : Machine will backup all parameter to TS internal storage without USB-Disk.

Params Restore : Machine will restore from last backup file.

Backup To Factory : Machine will be restored to the factory configuration state



Machine Configuration:restore parameter from USB-Disk.

Picture:restore picture from USB-Disk.

Upgrade:restore Language file from USB-Disk. We can update TS display word by this function.